



# ARW 0 6,4xL

## ROOFING SCREWS

### PRODUCT CHARACTERISTICS

Self-tapping screws, made of hardened carbon steel, with hexagon head and with mounted steel or aluminium washer with EPDM attached (or without washer)

HEXAGONAL HEAD SIZE	8 mm
MATERIAL OF SUPPORTING STRUCTURE	wood
POSSIBILITY OF PAINTING	YES
PAINT COATING THICKNESS	approx. 50 µm
RECOMMENDED SCREWDRIVER SPEED	1000 rev/min
RECOMMENDED TIGHTENING TORQUE	5 Nm

### SCREW SIZE AND OTHER UTILITY DATA

AVAILABLE SIZES dxL [mm]	Mtmax (with washer) [mm]	Mtmax (without washer) [mm]	MATERIAL	TYPE OF ANTICORROSION COATING	USED WASHERS
6,4x41	2	5	carbon steel	*CS	without washer, 16ZN, 16AL, 16SS
6,4x57	18	21		*CSG *CSE	

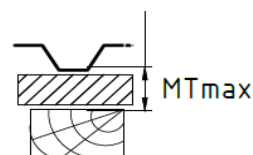
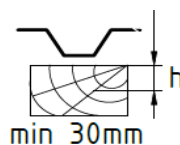
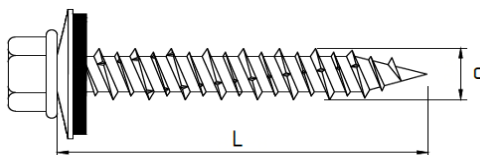
CS - carbon steel coated with zinc coating with a minimum thickness of 12 microns (optionally 24 microns)

CSG - carbon steel coated with zinc coating with a minimum thickness of 5 microns  
with additional Eco-GrePert ceramic coating **(CORROSION RESISTANCE UP TO C4 CATEGORY)**

CSE - carbon steel with EsC coating **(CORROSION RESISTANCE UP TO C4 CATEGORY)**

ZN - galvanized carbon steel, AL - aluminium, SS -stainless steel

MTmax- maximum thickness of the fixed elements



**SELECTED CHARACTERISTIC RESISTANCES PER SHEAR \***

**a) without washer**

Characteristic resistance [kN]		
Thickness of the fixed metal sheet [mm]	Anchorage depth [mm]	
	wood of the ≥C24 class	
	lef ≥ 30,00	lef ≥ 40,00
0,50	1,15	1,15
0,63	1,52	1,52
0,75	1,74	1,74
0,88	1,74	1,74
1,00	1,74	1,74

**b) with 16ZN / 16SS washer**

Characteristic resistance [kN]		
Thickness of the fixed metal sheet [mm]	Anchorage depth [mm]	
	wood of the ≥C24 class	
	lef ≥ 30,00	lef ≥ 40,00
0,50	1,15	1,15
0,63	1,52	1,52
0,75	1,74	1,74
0,88	1,74	1,74
1,00	1,74	1,74

**SELECTED CHARACTERISTIC RESISTANCES PER PULL-OUT \***

**a) without washer**

Characteristic resistance [kN]		
Thickness of the fixed metal sheet [mm]	Anchorage depth [mm]	
	wood of the ≥C24 class	
	lef ≥ 30,00	lef ≥ 40,00
0,50	0,72	0,72
0,63	1,05	1,05
0,75	1,15	1,15
0,88	1,16	1,16
1,00	1,32	1,32

**b) with 16ZN / 16SS washer**

Characteristic resistance [kN]		
Thickness of the fixed metal sheet [mm]	Anchorage depth [mm]	
	wood of the ≥C24 class	
	lef ≥ 30,00	lef ≥ 40,00
0,50	2,84	3,23
0,63	2,84	3,64
0,75	2,84	3,87
0,88	2,84	3,87
1,00	2,84	3,87

*\* This product data sheet shows only examples of fastenings resistances. Full information about resistances for introduced screws are described in the **ETA-18/0789** technical approval*

**PURPOSE AND SCOPE OF USE**

Screws for fixing steel sheets to wooden structures in responsible applications.

This product data sheet is for information purposes only and does not constitute an offer within the meaning of Article 66 of the Civil Code par.1

Info-GLOBAL Sp.j., 63-400 Ostrów Wielkopolski,  
67 Długa Street T +48 62 7372760 - F + 48 62 7372761  
biuro@info-global.pl – <http://www.info-global.pl>

**ETA-18/0789**

**ITB-0569/Z**

**CE 18**